



Suryachakra Power Corporation Limited

Regd. Off : SURYACHAKRA HOUSE, Plot No. 304-L-III, Road No. 78, Jubilee Hills,
Hyderabad-500 096.CIN:L40103TG1995PLC019554 Ph : +91-40-3082 3000,2355 0597 / 98
Fax : 040 - 2354 1339, E-mail : admin@suryachakra.com website : www.suryachakra.in



ISO 9001 : 2008
ISO 14001 : 2004

Ref: SPCL/BSE/30092014

11th October, 2014

To
The General Manager
Dept. of Corporate Services
Bombay Stock Exchange Limited
Phiroze Jeejeebhoy Towers
Dalal Street, Mumbai - 400 001
Fax: 022 2272 2061/2041

Dear Sir,

Sub: Compliances for the quarter ended September 30, 2014
Ref: Scrip Code: 532874

Please find enclosed the compliances for the Quarter ended September 30, 2014 as per the Listing Agreement.

1. Quarterly Compliance Report on Corporate Governance as per clause 49 of the listing agreement
2. Shareholding pattern as per clause 35 of the listing agreement.

This is for your information and records.

Thanking you,


Yours faithfully,
For Suryachakra Power Corporation Limited

P S Chandramouli
Company Secretary


Encl: a/a

(1)(a) STATEMENT SHOWING SHAREHOLDING PATTERN IN CLAUSE-35


NAME OF THE COMPANY: SURYACHAKRA POWER CORPORATION LIMITED			
SCRIP CODE:	532874	Name of the Scrip: SURYACHAKRAPOWER	
Class of Security:	EQUITY		
QUARTER ENDED:	30/09/2014		
Partly paid-up shares	No. of partly paid-up shares	As a % of total no. of partly paid-up shares	As a % of total no. of shares of the Company.
Held by promoter/promoter group	0	0	0
Held by Public	0	0	0
Total:	0	0	0
Outstanding convertible securities:	No. of outstanding securities	As a % of total no. of outstanding convertible securities.	As a % of total no. of shares of the Company assuming full conversion of the convertible securities
Held by promoter/promoter group	0	0	0
Held by Public	0	0	0
Total:	0	0	0
Warrants:	No. of warrants	As a % of total no. of warrants	As a % of total no. of shares of the Company, assuming full conversion of warrants
Held by promoter/promoter group	0	0	0
Held by Public	0	0	0
Total:	0	0	0
Total paid-up capital of the Company, assuming full conversion of warrants and convertible securities	149632960	0	100.00




CATEGORY CODE	CATEGORY OF SHAREHOLDER	NO OF SHAREHOLDERS	TOTAL NUMBER OF SHARES	NO OF SHARES HELD IN DEMATERIALIZED FORM	TOTAL SHAREHOLDING AS A % OF TOTAL NO OF SHARES		SHARES PLEDGE OR OTHERWISE ENCUMBERED	
					AS a PERCENTAGE of (A+B)	As a PERCENTAGE of (A+B+C)	NUMBER OF SHARES	AS a PERCENTAGE
(I)	(II)	(III)	(IV)	(V)	(VI)	(VII)	(VIII)	(IX)=(VIII)/(IV)*100
(A)	PROMOTER AND PROMOTER GROUP							
(1)	INDIAN							
(a)	Individual /HUF	13	5589641	5589641	3.74	3.74	94787	1.70
(b)	Central Government/State Government(s)	0	0	0	0.00	0.00	0	0.00
(c)	Bodies Corporate	6	26786899	26786899	17.90	17.90	2202343	8.22
(d)	Financial Institutions / Banks	0	0	0	0.00	0.00	0	0.00
(e)	Others	0	0	0	0.00	0.00	0	0.00
	Sub-Total A(1) :	19	32376540	32376540	21.64	21.64	2297130	7.10
(2)	FOREIGN							
(a)	Individuals (NRIs/Foreign Individuals)	0	0	0	0.00	0.00	0	0.00
(b)	Bodies Corporate	1	5221898	5221898	3.49	3.49	5221898	100.00
(c)	Institutions	0	0	0	0.00	0.00	0	0.00
(d)	Qualified Foreign Investor	0	0	0	0.00	0.00	0	0.00
(e)	Others	0	0	0	0.00	0.00	0	0.00
	Sub-Total A(2) :	1	5221898	5221898	3.49	3.49	5221898	100.00
	Total A=A(1)+A(2)	20	37598438	37598438	25.13	25.13	7519028	20.00
(B)	PUBLIC SHAREHOLDING							
(1)	INSTITUTIONS							
(a)	Mutual Funds /UTI	0	0	0	0.00	0.00		
(b)	Financial Institutions /Banks	0	0	0	0.00	0.00		
(c)	Central Government / State Government(s)	0	0	0	0.00	0.00		
(d)	Venture Capital Funds	0	0	0	0.00	0.00		
(e)	Insurance Companies	0	0	0	0.00	0.00		
(f)	Foreign Institutional Investors	0	0	0	0.00	0.00		
(g)	Foreign Venture Capital Investors	0	0	0	0.00	0.00		
(h)	Qualified Foreign Investor	0	0	0	0.00	0.00		
(i)	Others	0	0	0	0.00	0.00		
	Sub-Total B(1) :	0	0	0	0.00	0.00		
(2)	NON-INSTITUTIONS							
(a)	Bodies Corporate	520	17097794	15043994	11.43	11.43		
(b)	Individuals							
	(i) Individuals holding nominal share capital upto Rs.1 lakh	45931	44262624	44240503	29.58	29.58		
	(ii) Individuals holding nominal share capital in excess of Rs.1 lakh	1301	49044716	48982216	32.78	32.78		




CATEGORY CODE	CATEGORY OF SHAREHOLDER	NO OF SHAREHOLDERS	TOTAL NUMBER OF SHARES	NO OF SHARES HELD IN DEMATERIALIZED FORM	TOTAL SHAREHOLDING AS A % OF TOTAL NO OF SHARES		SHARES PLEDGE OR OTHERWISE ENCUMBERED	
					AS a PERCENTAGE of (A+B)	As a PERCENTAGE of (A+B+C)	NUMBER OF SHARES	AS a PERCENTAGE
(I)	(II)	(III)	(IV)	(V)	(VI)	(VII)	(VIII)	(IX)=(VIII)/(IV)*100
(c)	Others							
	NON RESIDENT INDIANS	217	1469999	1469999	0.98	0.98		
	CLEARING MEMBERS	34	156888	156888	0.10	0.10		
	TRUSTS	3	2501	2501	0.00	0.00		
(d)	Qualified Foreign Investor	0	0	0	0.00	0.00		
	Sub-Total B(2) :	48006	112034522	109896101	74.87	74.87		
	Total B=B(1)+B(2) :	48006	112034522	109896101	74.87	74.87		
	Total (A+B) :	48026	149632960	147494539	100.00	100.00		
(C)	Shares held by custodians, against which Depository Receipts have been issued							
(1)	Promoter and Promoter Group							
(2)	Public	0	0	0	0.00	0.00		
	GRAND TOTAL (A+B+C) :	48026	149632960	147494539	100.00	0.00	7519028	5.02




(I)(b) Statement showing holding of securities (including shares, warrants, convertible securities) of persons belonging to the category "Promoter and Promoter Group"											
Sr.No	Name of the Shareholder	Details of Shares held		Encumbered shares (*)			Details of Warrants		Details of convertible securities		Total Shares (including underlying shares assuming full conversion of warrants and convertible securities) as a % of diluted share capital
		No. of Shares held	As a % of grand total (A)+(B)+(C)	Pledge Shares	AS a percentage	AS a % of grand total (A) + (B) + (C) of sub-clause (I)(a)	Number of warrants held	As a % total number of warrants of the same class	Number of convertible securities held	As a % total number of convertible securities of the same class	
(I)	(II)	(III)	(IV)	(V)	(VI)=(V)/(III)*100	(VII)	(VIII)	(IX)	(X)	(XI)	(XII)
1	MAUKTIKA ENERGY PRIVATE LIMITED	19751397	13.20	0	0.00	0.00	0	0.00	0	0.00	13.20
2	S M INFRASTRUCTURE INVESTMENT LIMITED	5221898	3.49	5221898	100.00	3.49	0	0.00	0	0.00	3.49
3	MANEPALLI INVESTMENTS PVT LIMITED	3452602	2.31	2202343	63.79	1.47	0	0.00	0	0.00	2.31
4	MANNEPALLI INVESTMENTS PVT.LTD	1442900	0.96	0	0.00	0.00	0	0.00	0	0.00	0.96
5	SURYAMANIKYAM MANEPALLI	1428600	0.95	0	0.00	0.00	0	0.00	0	0.00	0.95
6	MANGATAYARU MANEPALLI	1256100	0.84	0	0.00	0.00	0	0.00	0	0.00	0.84
7	MAUKTIKA ENERGY PRIVATE LIMITED	1100000	0.74	0	0.00	0.00	0	0.00	0	0.00	0.74
8	M SESHAVATHARAM	1039744	0.69	0	0.00	0.00	0	0.00	0	0.00	0.69
9	AASRIT ENERGY PRIVATE LIMITED	725000	0.48	0	0.00	0.00	0	0.00	0	0.00	0.48
10	MANEPALLI SUNITHA	552500	0.37	0	0.00	0.00	0	0.00	0	0.00	0.37
11	SURYA MANIKYAM MANEPALLI	535595	0.36	0	0.00	0.00	0	0.00	0	0.00	0.36
12	MAUKTIKA ENERGY PRIVATE LIMITED	315000	0.21	0	0.00	0.00	0	0.00	0	0.00	0.21
13	MANGATAYARU MANEPALLI	170468	0.11	94787	55.60	0.06	0	0.00	0	0.00	0.11
14	SESHAVATHARAM MANEPALLI	153700	0.10	0	0.00	0.00	0	0.00	0	0.00	0.10
15	MANGATAYARU MANEPALLI	134800	0.09	0	0.00	0.00	0	0.00	0	0.00	0.09
16	TONTEPU SRILATHA	100000	0.07	0	0.00	0.00	0	0.00	0	0.00	0.07
17	SRILATHA THONTEPU	70000	0.05	0	0.00	0.00	0	0.00	0	0.00	0.05
18	K RATNA HARITHA	70000	0.05	0	0.00	0.00	0	0.00	0	0.00	0.05
19	KOLLURI RATNA HARITHA	50000	0.03	0	0.00	0.00	0	0.00	0	0.00	0.03
20	VENKATA RAJU THONTEPU	28134	0.02	0	0.00	0.00	0	0.00	0	0.00	0.02
	TOTAL :	37598438	25.13	7519028	20.00	5.02	0	0.00	0	0.00	25.13




(1)(c)(i) Statement showing holding of securities (including shares, warrants, convertible securities) of persons belonging to the category "Public" and holding more than 1% of the total number of shares								
Sr.No.	Name of the shareholder	Number of shares held	Shares as a percentage of total number of shares (i.e., Grant total (A)+(B)+(C) indicated in Statement at para (1)(a) above)	Details of warrants		Details of convertible securities		Total shares (including underlying shares assuming full conversion of warrants and convertible securities) as a % of diluted share capital)
				Number of warrants held	As a % total number of warrants of the same class	Number of convertible securities held	% w.r.t total number of convertible securities of the same class	
1	JBF INDUSTRIES LIMITED	2431434	1.62	0	0.00	0	0.00	1.62
TOTAL :		2431434	1.62	0	0.00	0	0.00	1.62




(I)(c)(ii) Statement showing holding of securities (Including shares, warrants, convertible securities) of persons (together with PAC) belonging to the category "Public" and holding more than 5% of the total number of shares of the company								
Sr.No.	Name(s) of the shareholder(s) and the Persons Acting in Concert (PAC) with	Number of shares held	Shares as a percentage of total number of shares (i.e., Grant total (A)+(B)+(C) Indicated in Statement at para (I)(a) above)	Details of warrants		Details of convertible securities		Total shares (including underlying shares assuming full conversion of warrants and convertible securities) as a % of diluted share capital)
				Number of warrants held	As a % total number of warrants of the same class	Number of convertible securities held	% w.r.t total number of convertible securities of the same class	
TOTAL :		0	0	0	0	0	0	0



(I)(d) STATEMENT SHOWING DETAILS OF LOCKED-IN SHARES"				
Sr.No.	Name of the shareholder	Number of locked-in shares	Locked-in shares as a (%) percentage of total number of shares {i.e, Grand Total (A)+(B)+(C) Indicated in Statement at para (I)(a) above}	Promoter/Promoter Group/Public
TOTAL :		0	0	



(II)(a) STATEMENT SHOWING DETAILS OF DEPOSITORY RECEIPTS (DRS)				
Sr.No.	Type of outstanding DR (ADRs,GDRs,SDRs,etc.)	Number of outstanding DRs	Number of shares underlying outstanding DRs	Shares underlying outstanding DRs as a percentage of total number of shares {i.e., Grand Total (A)+(B)+(C) indicated in Statement at Para(I)(a) above}
TOTAL :		0	0	0



(II)(b)	Statement showing Holding of Depository Receipts (DRs), where underlying shares held by "Promoter/Promoter group" are in excess of 1% of the total number shares.			
Sr.No.	Name of the DR Holder	Type of outstanding DR (ADRs,GDRs,SDRs, etc.)	Number of shares underlying outstanding DRs	Shares underlying outstanding DRs as a percentage of total number of shares (i.e., Grand Total (A)+(B)+(C) indicated in Statement at para(I)(a) above}
TOTAL :			0	0

Certified True Copy

For Suryachakra Power Corporation Ltd.

(Signature)
Company Secretary

