



# Suryachakra Power Corporation Limited

Regd. Off : SURYACHAKRA HOUSE, Plot No. 304-L-III, Road No. 78, Jubilee Hills,  
Hyderabad-500 096.CIN: L40103TG1995PLC019554 Ph : +91-40-3082 3000, 2355 0597 / 98  
Fax : 040 - 2354 1339, E-mail : admin@suryachakra.com website : www.suryachakra.in



Ref: SPCL/BSE/31032015

Dt. 15<sup>th</sup> April, 2015

To  
The General Manager  
Dept. of Corporate Services  
Bombay Stock Exchange Limited  
Phiroze Jeejeebhoy Towers  
Dalal Street, Mumbai - 400 001  
Fax: 022 2272 2061/2041


Dear Sir,

**Sub: Shareholding Pattern for the quarter ended March 31, 2015**  
**Ref: Scrip Code: 532874**

Please find enclosed the Shareholding pattern as per clause 35 of the listing agreement for the quarter ended 31.03.2015.



This is for your information and records.

For Suryachakra Power Corporation Limited


  
P S Chandramouli  
Company Secretary

Encl: a/a



<b>(1)(a) STATEMENT SHOWING SHAREHOLDING PATTERN IN CLAUSE-35</b>			
<b>NAME OF THE COMPANY: SURYACHAKRA POWER CORPORATION LIMITED</b>			
<b>SCRIP CODE:</b>	<b>532874</b>	<b>Name of the Scrip: SURYACHAKRA</b>	
<b>Class of Security:</b>	<b>EQUITY</b>		
<b>QUARTER ENDED:</b>	<b>31/03/2015</b>		
Partly paid-up shares	No. of partly paid-up shares	As a % of total no. of partly paid-up shares	As a % of total no. of shares of the Company.
Held by promoter/promoter group	0	0	0
Held by Public	0	0	0
<b>Total:</b>	<b>0</b>	<b>0</b>	<b>0</b>
Outstanding convertible securities:	No. of outstanding securities	As a % of total no. of outstanding convertible securities.	As a % of total no. of shares of the Company assuming full conversion of the convertible securities
Held by promoter/promoter group	0	0	0
Held by Public	0	0	0
<b>Total:</b>	<b>0</b>	<b>0</b>	<b>0</b>
Warrants:	No. of warrants	As a % of total no. of warrants	As a % of total no. of shares of the Company, assuming full conversion of warrants
Held by promoter/promoter group	0	0	0
Held by Public	0	0	0
<b>Total:</b>	<b>0</b>	<b>0</b>	<b>0</b>
<b>Total paid-up capital of the Company, assuming full conversion of warrants and convertible securities</b>	<b>149632960</b>	<b>0</b>	<b>100.00</b>

  
 15/4/15  



CATEGORY CODE	CATEGORY OF SHAREHOLDER	NO OF SHAREHOLDERS	TOTAL NUMBER OF SHARES	NO OF SHARES HELD IN DEMATERIALIZED FORM	TOTAL SHAREHOLDING AS A % OF TOTAL NO OF SHARES		SHARES PLEDGE OR OTHERWISE ENCUMBERED	
					AS a PERCENTAGE of (A+B)	As a PERCENTAGE of (A+B+C)	NUMBER OF SHARES	AS a PERCENTAGE
(I)	(II)	(III)	(IV)	(V)	(VI)	(VII)	(VIII)	(IX)=(VIII)/(IV)*100
<b>(A)</b>	<b>PROMOTER AND PROMOTER GROUP</b>							
(1)	INDIAN							
(a)	Individual /HUF	12	5316804	5316804	3.55	3.55	5237065	98.50
(b)	Central Government/State Government(s)	0	0	0	0.00	0.00	0	0.00
(c)	Bodies Corporate	5	24519297	24519297	16.39	16.39	23419297	95.51
(d)	Financial Institutions / Banks	0	0	0	0.00	0.00	0	0.00
(e)	Others	0	0	0	0.00	0.00	0	0.00
	<b>Sub-Total A(1) :</b>	<b>17</b>	<b>29836101</b>	<b>29836101</b>	<b>19.94</b>	<b>19.94</b>	<b>28656362</b>	<b>96.05</b>
(2)	FOREIGN							
(a)	Individuals (NRIs/Foreign Individuals)	0	0	0	0.00	0.00	0	0.00
(b)	Bodies Corporate	1	5221898	5221898	3.49	3.49	5221898	100.00
(c)	Institutions	0	0	0	0.00	0.00	0	0.00
(d)	Qualified Foreign Investor	0	0	0	0.00	0.00	0	0.00
(e)	Others	0	0	0	0.00	0.00	0	0.00
	<b>Sub-Total A(2) :</b>	<b>1</b>	<b>5221898</b>	<b>5221898</b>	<b>3.49</b>	<b>3.49</b>	<b>5221898</b>	<b>100.00</b>
	<b>Total A=A(1)+A(2)</b>	<b>18</b>	<b>35057999</b>	<b>35057999</b>	<b>23.43</b>	<b>23.43</b>	<b>33878260</b>	<b>96.63</b>
<b>(B)</b>	<b>PUBLIC SHAREHOLDING</b>							
(1)	INSTITUTIONS							
(a)	Mutual Funds /UTI	0	0	0	0.00	0.00		
(b)	Financial Institutions /Banks	0	0	0	0.00	0.00		
(c)	Central Government / State Government(s)	0	0	0	0.00	0.00		
(d)	Venture Capital Funds	0	0	0	0.00	0.00		
(e)	Insurance Companies	0	0	0	0.00	0.00		
(f)	Foreign Institutional Investors	0	0	0	0.00	0.00		
(g)	Foreign Venture Capital Investors	0	0	0	0.00	0.00		
(h)	Qualified Foreign Investor	0	0	0	0.00	0.00		
(i)	Others	0	0	0	0.00	0.00		
	<b>Sub-Total B(1) :</b>	<b>0</b>	<b>0</b>	<b>0</b>	<b>0.00</b>	<b>0.00</b>		
(2)	NON-INSTITUTIONS							
(a)	Bodies Corporate	467	17220994	15167194	11.51	11.51		
(b)	Individuals							
	(i) Individuals holding nominal share capital upto Rs.1 lakh	44932	44244392	44221571	29.57	29.57		
	(ii) Individuals holding nominal share capital in excess of Rs.1 lakh	1372	51409030	51346530	34.36	34.36		
(c)	Others							





CATEGORY CODE	CATEGORY OF SHAREHOLDER	NO OF SHAREHOLDERS	TOTAL NUMBER OF SHARES	NO OF SHARES HELD IN DEMATERIALIZED FORM	TOTAL SHAREHOLDING AS A % OF TOTAL NO OF SHARES		SHARES PLEDGE OR OTHERWISE ENCUMBERED	
					AS a PERCENTAGE of (A+B)	As a PERCENTAGE of (A+B+C)	NUMBER OF SHARES	AS a PERCENTAGE
(I)	(II)	(III)	(IV)	(V)	(VI)	(VII)	(VIII)	(IX)=(VIII)/(IV)*100
	CLEARING MEMBERS	22	168596	168596	0.11	0.11		
	NON RESIDENT INDIANS	214	1529449	1529449	1.02	1.02		
	TRUSTS	2	2500	2500	0.00	0.00		
(d)	Qualified Foreign Investor	0	0	0	0.00	0.00		
	<b>Sub-Total B(2) :</b>	<b>47009</b>	<b>114574961</b>	<b>112435840</b>	<b>76.57</b>	<b>76.57</b>		
	<b>Total B=B(1)+B(2) :</b>	<b>47009</b>	<b>114574961</b>	<b>112435840</b>	<b>76.57</b>	<b>76.57</b>		
	Total (A+B) :	47027	149632960	147493839	100.00	100.00		
(C)	Shares held by custodians, against which Depository Receipts have been issued							
(1)	Promoter and Promoter Group							
(2)	Public	0	0	0	0.00	0.00		
	<b>GRAND TOTAL (A+B+C) :</b>	<b>47027</b>	<b>149632960</b>	<b>147493839</b>	<b>100.00</b>	<b>0.00</b>	<b>33878260</b>	<b>22.64</b>

  
  
15/4/15



(I)(b) Statement showing holding of securities (including shares, warrants, convertible securities) of persons belonging to the category "Promoter and Promoter Group"											
Sr.No	Name of the Shareholder	Details of Shares held		Encumbered shares (*)			Details of Warrants		Details of convertible securities		Total Shares (including underlying shares assuming full conversion of warrants and convertible securities) as a % of diluted share capital
		No. of Shares held	As a % of grand total (A)+(B)+(C)	Pledge Shares	AS a percentage	AS a % of grand total (A) + (B) + (C) of sub-clause (I)(a)	Number of warrants held	As a % total number of warrants of the same class	Number of convertible securities held	As a % total number of convertible securities of the same class	
(i)	(ii)	(iii)	(iv)	(v)	(vi)=(v)/(iii)*100	(vii)	(viii)	(ix)	(x)	(xi)	(xii)
1	MAUKTIKA ENERGY PRIVATE LIMITED	19751397	13.20	19751397	100.00	13.20	0	0.00	0	0.00	13.20
2	S M INFRASTRUCTURE INVESTMENT LIMITED	5221898	3.49	5221898	100.00	3.49	0	0.00	0	0.00	3.49
3	MANEPALLI INVESTMENTS PVT LIMITED	1500000	1.00	1500000	100.00	1.00	0	0.00	0	0.00	1.00
4	MANNEPALLI INVESTMENTS PVT.LTD	1442900	0.96	1442900	100.00	0.96	0	0.00	0	0.00	0.96
5	SURYAMANIKYAM MANEPALLI	1376100	0.92	1376100	100.00	0.92	0	0.00	0	0.00	0.92
6	MANGATAYARU MANEPALLI	1256100	0.84	1256100	100.00	0.84	0	0.00	0	0.00	0.84
7	MAUKTIKA ENERGY PRIVATE LIMITED	1100000	0.74	0	0.00	0.00	0	0.00	0	0.00	0.74
8	M SESHAVATHARAM	964194	0.64	963080	99.88	0.64	0	0.00	0	0.00	0.64
9	AASRIT ENERGY PRIVATE LIMITED	725000	0.48	725000	100.00	0.48	0	0.00	0	0.00	0.48
10	MANEPALLI SUNITHA	552500	0.37	550000	99.55	0.37	0	0.00	0	0.00	0.37
11	SURYA MANIKYAM MANEPALLI	535595	0.36	535151	99.92	0.36	0	0.00	0	0.00	0.36
12	SESHAVATHARAM MANEPALLI	153700	0.10	153700	100.00	0.10	0	0.00	0	0.00	0.10
13	MANGATAYARU MANEPALLI	134800	0.09	134800	100.00	0.09	0	0.00	0	0.00	0.09
14	TONTEPU SRILATHA	100000	0.07	100000	100.00	0.07	0	0.00	0	0.00	0.07
15	MANGATAYARU MANEPALLI	75681	0.05	0	0.00	0.00	0	0.00	0	0.00	0.05
16	SRILATHA THONTEPU	70000	0.05	70000	100.00	0.05	0	0.00	0	0.00	0.05
17	K RATNA HARITHA	70000	0.05	70000	100.00	0.05	0	0.00	0	0.00	0.05
18	VENKATA RAJU THONTEPU	28134	0.02	28134	100.00	0.02	0	0.00	0	0.00	0.02
<b>TOTAL :</b>		<b>35057999</b>	<b>23.43</b>	<b>33878260</b>	<b>96.63</b>	<b>22.64</b>	<b>0</b>	<b>0.00</b>	<b>0</b>	<b>0.00</b>	<b>23.43</b>





(l)(c)(i) Statement showing holding of securities (including shares, warrants, convertible securities) of persons belonging to the category "Public" and holding more than 1% of the total number of shares								
Sr.No.	Name of the shareholder	Number of shares held	Shares as a percentage of total number of shares (i.e., Grant total (A)+(B)+(C) indicated in Statement at para (l)(a) above)	Details of warrants		Details of convertible securities		Total shares (including underlying shares assuming full conversion of warrants and convertible securities) as a % of diluted share capital)
				Number of warrants held	As a % total number of warrants of the same class	Number of convertible securities held	% w.r.t total number of convertible securities of the same class	
1	JBF INDUSTRIES LIMITED	2431434	1.62	0	0.00	0	0.00	1.62
<b>TOTAL :</b>		<b>2431434</b>	<b>1.62</b>	<b>0</b>	<b>0.00</b>	<b>0</b>	<b>0.00</b>	<b>1.62</b>

  
 15/4/15  


(I)(c)(ii) Statement showing holding of securities (including shares, warrants, convertible securities) of persons (together with PAC) belonging to the category "Public" and holding more than 5% of the total number of shares of the company								
Sr.No.	Name(s) of the shareholder(s) and the Persons Acting in Concert (PAC) with shares held	Number of shares held	Shares as a percentage of total number of shares (i.e., Grant total (A)+(B)+(C) indicated in Statement at para (I)(a) above)	Details of warrants		Details of convertible securities		Total shares (including underlying shares assuming full conversion of warrants and convertible securities) as a % of diluted share capital
				Number of warrants held	As a % total number of warrants of the same class	Number of convertible securities held	% w.r.t total number of convertible securities of the same class	
	-NIL-							
	<b>TOTAL :</b>	<b>0</b>	<b>0</b>	<b>0</b>	<b>0</b>	<b>0</b>	<b>0</b>	<b>0</b>

  
  
 15/4/15


(I)(d) STATEMENT SHOWING DETAILS OF LOCKED-IN SHARES"				
Sr.No.	Name of the shareholder	Number of locked-in shares	Locked-in shares as a (%) percentage of total number of shares {i.e, Grand Total (A)+(B)+(C) Indicated in Statement at para (I)(a) above}	Promoter/Promoter Group/Public
	-NIL-			
<b>TOTAL :</b>		<b>0</b>	<b>0</b>	

  
 15/4/15  




(II)(a) STATEMENT SHOWING DETAILS OF DEPOSITORY RECEIPTS (DRS)				
Sr.No.	Type of outstanding DR (ADRs,GDRs,SDRs,etc.)	Number of outstanding DRs	Number of shares underlying outstanding DRs	Shares underlying outstanding DRs as a percentage of total number of shares {i.e., Grand Total (A)+(B)+(C) indicated in Statement at Para(I)(a) above}
	-NIL-			
	<b>TOTAL :</b>	<b>0</b>	<b>0</b>	<b>0</b>

*Handwritten Signature*  
15/4/15



<b>(II)(b) Statement showing Holding of Depository Receipts (DRs), where underlying shares held by "Promoter/Promoter group" are in excess of 1% of the total number shares.</b>				
<b>Sr.No.</b>	<b>Name of the DR Holder</b>	<b>Type of outstanding DR (ADRs,GDRs,SDRs, etc.)</b>	<b>Number of shares underlying outstanding DRs</b>	<b>Shares underlying outstanding DRs as a percentage of total number of shares {i.e., Grand Total (A)+(B)+(C) indicated in Statement at para(I)(a) above}</b>
	-NIL-			
<b>TOTAL :</b>			<b>0</b>	<b>0</b>

For Suryachakra Power Corporation Ltd

*Channur Prasad*  
Company Secretary

